



PRESENTS

KIDSEUM AT HOME

*Creative fun and learning for the entire family,
all from the comfort of home!*

EDUCATIONAL
GAMES

INSPIRED BY THE
BOWERS
COLLECTION





I SPY BOWERS MUSEUM EDITION

AGES

6-8 years old

LEVEL OF DIFFICULTY

Beginner

DIRECTION

For this project, families at home will play our version of I Spy. Start by reading our poem to assist you in finding the objects hidden in the scenes.

Image sources

<https://www.bowers.org/index.php/collection/collection-blog>
Tooth Necklace - Money, Magic, Booze and Death blog.
Watermelon - Tamayo Exhibit.
Spoons - Much Ado about Flatware.
Basket - Maud "The Mom".
Wooden Carving - Two Taino Carvings.
Mural - Raul Anguiano.
Star - Star of Bethlehem.
Spirits Mask - Spirits and Headhunters Exhibit.
Model Train - Model Train Collection.
Guanyin Statue - Guanyin at Bowers; front entrance.
Cannon - Cast Iron Castaway.
Shields - Shields of Mendi Valley.
Statue of Saint Anthony - Missions and Ranchos Exhibit.
Hinggi - I came, I saw Ikat.
Hallway Image - Dharma wheels & High Heels.
Ceramic dogs - Ceramics of Western Mexico Exhibit.
Wooden Chair - Chairs of the Chokwe.
Parasol - 19th Century Parasols.
Earrings - Fulani Kwottenai
Camera - Hurley's Last Camera.
Counterweight - Miao Silver Exhibit.
Gold Ceramic Kettle/Teapot- Satsuma: Japanese Ceramics.
Horse - Chinese Terracotta Horse.
Fish - New Ireland Carving of a Spirit Fish.
Casket - Photographic print 99.27.4 Gift of Ms. Katherine Hotchkiss

Raúl Anguiano's Mural

In this work of art there are many objects to be seen, Look around and you will see what I mean.

I spy a small **man** woven on a basket, I also see a tiny Egyptian **casket**.

Try to find the **star** that's got eight points, and the **blanket** on the two figures that are conjoined.

Find the toothy **necklace** that's worn by a Grecian Kouros head, or perhaps the **three dogs** instead.

There is a Hopi Kachina holding a tiny **cannon**, and two golden **earrings** are better than none.

Try to find the **mask** with the big round eyes, also the Chokwe **chair** that's too small in size.

A **watermelon** slice is hiding on the floor, And a type of **camera** that people used before.

Find the **parasol** coming out from a Moche stirrup vessel, Lastly, where is my golden tea **kettle**?

Leo Freedman Foundation Galleria

In this hallway we can find many things, Ancient, precious, and those that belonged to kings.

I see a Saint Anthony Statue that is quite a sight, and a **fish** that is up at a great height.

You can also find a terracotta **horse** on a ledge, and a small Taino **figure** on the opposing edge.

There's a **statue of Guanyin** seated on a lotus flower, also a Miao counterweight displayed at the Bowers.

Three wonderful **shields** from Papua New Guinea, and a model **train** that is eeny meeny.

Lastly, find the four silver **spoons** on the floor, That's it! There is no more.

Raúl Anguiano's Mural



Leo Freedman Foundation Galleria



Raúl Anguiano's Mural Answer Key



Leo Freedman Foundation Galleria Answer Key



2

MUSEUM LABYRINTH

AGES

12-14 years

LEVEL OF DIFFICULTY

Intermediate

DESCRIPTION

For this lesson you will be constructing your own labyrinth using the Bowers Museum.

MATERIALS

Pencil / Sharpie	Masking Tape*	Straws
Large Cardboard Piece	Scissors	Hot Glue Gun
Museum Map	Corrugated Cardboard Strips	Ruler
Marble / Ball / Bead		

Materials with an (*) are optional, use only if available.

MUSIC

Now we have music that relates our lessons!

Check out the **Spotify Playlist:**

<https://open.spotify.com/playlist/2ky8fBwlpfaqpk3Zdouuu?si=f497oVH3THObXl3ljkjtw>

Background

A **Labyrinth** is a type of **maze** that has a single path that winds and overlaps. The word labyrinth originates from the Greek word labyrinthos. Labyrinths themselves have been found across various cultures, regions, and time, the oldest one dating back to the **Neolithic Age**. They also take on different shapes. Some are circular, squared, triangular, and many other forms. They can also be found on different objects, such as designs on coins, patterns on cloth or textiles, carved or painted on stones or wood, and even constructed out in the open.

The original intent of a labyrinth is to bring spiritual **awakening** to those who used them. This is because even though you might feel lost in its winding path, you will eventually find the center. This is seen as a **metaphor** for life, in which people continue on a set path until they reach their **destination**. A labyrinth can be an actual place or just an image or drawing of one.

Each labyrinth is different and has its own unique name. For example, a Flaming Chalice Labyrinth is a two-dimensional maze that is shaped in a circular shape and is usually drawn with a flame at the center. The outer shape is often viewed as a halo of heat that is **resonating** from the flame. The flame is also interpreted as an object that people **desire**, therefore they will walk into the labyrinth just to reach the center. Another common labyrinth is the hedge maze. These types of labyrinths tend to be square or triangular. These are best experienced in real life, where one can walk through the paths in person. This experience may seem never ending and **puzzling**, but you will eventually find the center.

One recently created labyrinth is called Spiral Jetty. It was made by the artist Robert Smithson in Utah. This is a large spiral labyrinth that is 1,500 feet long and 15 feet wide. It was made using over 6,000 black **basalt** rocks. These **igneous** rocks are black and mostly found near volcanoes after an eruption. Smithson created this piece in 1970 and called it an **Earthwork**, because it was created using purely natural materials and it will eventually erode with time. He chose this site because it was near a lake with changing water levels. The water levels of this lake tend to rise at various times throughout the year, so that the lake will eventually completely flood the artwork. Once the water dries up, the rocks will appear white, because **sediment** and salt will have accumulated on the surface. With this process, the artwork demonstrates how, although the path of life may become weathered, we will always be able to find the **center**.

Helpful Tips

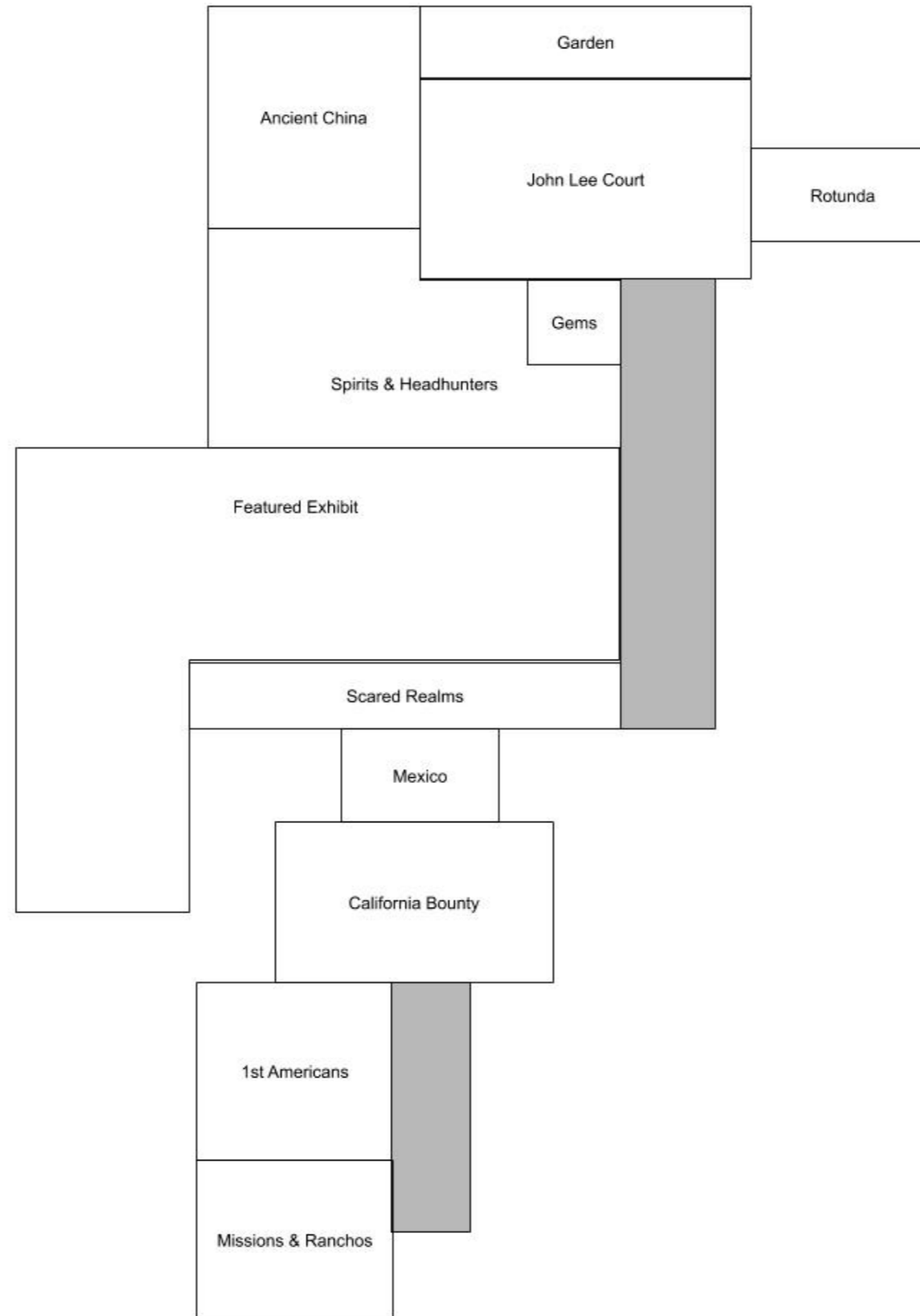
- Have an adult use the hot glue gun to avoid burns or injury.
- Corrugated cardboard or chipboard is recommended for making the walls of the labyrinth.
- If you plan to use the Bowers Museum map, you can choose a section or the entire layout.
- You can also make your own layout of your home or another place.
- If you used the Bowers Map, read the informational cards whenever your ball rolls into a different room.
- You can use a marble, ball or bead.



Exhibition Description cards

<p><u>Walt Disney Archives:</u></p> <p>Guests are invited to step into The Walt Disney Archives as they walk through a dazzling display of more than 400 objects, including original artwork, costumes, and props that tell the story of the Archives, The Walt Disney Company, and Walt Disney himself. From nostalgic classics like never-before-displayed sketches for Fantasia and ghouls from the Haunted Mansion attraction, to modern-day favorites like superhero costumes and maquettes from Frozen, this enchanting exhibition is an immersive treasure-trove the entire family will love.</p>	<p><u>Sacred Realms</u></p> <p>A series of mural paintings by a Buddhist monk named Shashi Dhoj Tulachan line the walls of the Leo Freedman Foundation hall. These meditative works closely follow the traditional Thangka painting practices from centuries ago.</p>	<p><u>Ancient Arts of China:</u></p> <p>Journey back through 5000 years of Chinese history and follow the efflorescence of arts throughout one of the world's oldest living civilizations. From large painted ceramic pots used during the Neolithic period, to sculptures of camels and horses made at the height of the Silk Road, to beautiful embroidered silk court robes and ivory carvings from the 19th century, this exhibition presents the importance of fine art made to be admired during life and depended on in the afterlife.</p>	<p><u>Sculpture Garden:</u></p> <p>This garden, on the North side of the Bowers Museum, boasts several fountains and two contemporary marble artworks. A peaceful and serene place for anyone seeking to catch some fresh air and relax.</p>
<p><u>Ceramics of Western Mexico:</u></p> <p>Learn about West Mexico shaft tombs and the cultures who used this means of burying their dead. A selection of the ceramic figures placed inside shaft tombs to accompany the deceased in the afterlife are on display. The exhibition includes artworks that depict imagery from daily life, that show the intensity of West Mexican figurative work and that are naturalistic in form like the famously plump Colima dogs.</p>	<p><u>California Bounty:</u></p> <p>California Bounty is the first curatorial interpretation of the museum's distinguished painting collection since 1994. Viewers will take a rambling journey through California Visual History, a history shaped by a unique mixture of Mexican and Anglo traditions as well as the state's position on the Pacific Rim.</p>	<p><u>John Lee Court:</u></p> <p>This room holds a melting pot of artifacts, primarily wooden pieces. From boats, to drums, ornate wall pieces, and towering totems. This room displays the mastery of wood carving in China, Africa and Taiwan.</p>	<p><u>Rotunda:</u></p> <p>This area of the museum holds a variety of artifacts from various cultures, primarily those from Indonesia. Such as, Toraja burial objects used to the deceased and a Tau Tau and Hampatong carving meant to protect the family from evil spirits.</p>
<p><u>First Californians:</u></p> <p>This installation showcases the Bowers' extensive permanent collection of Native American art and artifacts in stone, shell, plant fiber (through spectacular basketry) and feathers. These primary resources help tell the story of the culture of Native Californians. Although groups from all regions of California are represented in the exhibit, special attention is placed on local groups that inhabited the coastal regions of Southern California.</p>	<p><u>California Legacies: Missions and Ranchos:</u></p> <p>California Legacies: Missions and Ranchos (1768-1848) features objects related to the settlement of Alta California through Spanish land grants, life at the California Missions and the wealth and lifestyles of the first families who flourished under Mexico's rule of California known as the Rancho period. The collection originating from Orange County's missions and ranchos includes the first brandy still to be brought to California, a statue of St. Anthony that originally stood in the Serra Chapel at Mission San Juan Capistrano, a dispatch pouch used by Native Americans to deliver messages between missions, and fine clothing, paintings and daily use objects.</p>	<p><u>Spirits and Headhunters:</u></p> <p>Spanning the geographic region collectively referred to as Oceania, this comprehensive exhibition highlights masterworks from the three cultural regions of Micronesia, Melanesia, and Polynesia. Particular focus is placed on New Guinea, land of the headhunter, and the rich artistic traditions infused into daily and ritual life. Submerge into a visually stunning world and come face to face with larger-than-life masks, finely crafted feast bowls, objects associated with the secretive Sepik River men's house, beautiful shell and feather currency, magic figures and tools of the shaman, objects related to seagoing trade routes, gorgeous personal adornments, weapons of warfare and the most precious of human trophies taken in retribution.</p>	<p><u>Gemstone Carvings: The Masterworks of Harold Van Pelt:</u></p> <p>For over 35 years Harold Van Pelt has quietly been perfecting the art of carving quartz, rock crystal and agate gemstones. Gemstone Carvings: Masterworks by Harold Van Pelt is a display of his mastery. Each work in the exhibition is a reflection of hundreds of hours of craftsmanship. Van Pelt's working of the stone down to paper-thin walls brings out the gorgeous natural quality and colors of agate and gives quartz the transparency of glass.</p>

Exhibition Map



Key Vocabulary

Labyrinth anything like a maze in its intricacy or complexity.	Maze a complicated network of paths or passages between high walls or thick hedges which are often designed to confuse those who travel through them.	Neolithic designating the latter part of the Stone Age, from about 8,000 B.C. to about 3,500 B.C., characterized by the use of polished stone tools and the beginnings of farming.
Awakening to make sharply aware.	Metaphor a phrase that describes something by comparing it to some other thing.	Destination the place to which a person is going or goods or baggage are sent.
Resonate to be filled with particular images or qualities that evoke emotions or special significance.	Desire a wish or longing.	Puzzling anything that confuses.
Basalt a dark, heavy rock that is created by lava flowing from volcanoes.	Igneous having to do with rocks formed by a volcano or other source of great heat.	Earthworks art that is made by shaping the land itself or by making forms in the land using natural materials like rocks or tree branches.
Sediment material deposited by water, wind, or ice.	Accumulate to pile up, collect, or gather.	Center a place, person, or thing that is the main object of attention or interest.

Source:

Ancient History Encyclopedia: Mark, J. J. Labyrinth. <https://www.ancient.eu/Labyrinth/> Accessed July 14, 2020. Vanguard Culture. The Buzz: Spiral Jetty - A Magical Place. <https://vanguardculture.com/the-buzz-spiral-jetty-a-magical-place/> Accessed July 14, 2020.

http://www.uuwr.org/auw/manual/sec5/5x_challab.html The original design for the Chalice Labyrinth is from Bob Peach, who maintains the Georgia Labyrinths website. Bob offers the original design (© 2000) freely to anyone who wants to reproduce it. Bob has blessed the new Flaming Chalice version, which is also available for free reproduction.

3

BINGO!

AGES

All Ages

LEVEL OF DIFFICULTY






Beginner

DESCRIPTION

For this project, families will get to play bingo on our custom Bowers Museum cards.

Image sources

<https://www.bowers.org/index.php/collection/collection-blog>
 Tooth Necklace - Money, Magic, Booze and Death blog.
 Watermelon - Tamayo Exhibit.
 Spoons - Much Ado about Flatware.
 Basket - Maud "The Mom".
 Wooden Carving - Two Taíno Carvings.
 Mural - Raul Anguiano.
 Star - Star of Bethlehem.
 Spirits Mask - Spirits and Headhunters Exhibit.
 Model Train - Model Train Collection.
 Guanyin Statue - Guanyin at Bowers; front entrance.
 Cannon - Cast Iron Castaway.
 Shields - Shields of Mendi Valley.
 Statue of Saint Anthony - Missions and Ranchos Exhibit.
 Hinggi - I came, I saw Ikat.
 Hallway Image - Dharma wheels & High Heels.
 Ceramic dogs - Ceramics of Western Mexico Exhibit.
 Wooden Chair - Chairs of the Chokwe.
 Parasol - 19th Century Parasols.
 Earrings - Fulani Kwottenai
 Camera - Hurley's Last Camera.
 Counterweight - Miao Silver Exhibit.
 Gold Ceramic Kettle/Teapot- Satsuma: Japanese Ceramics.
 Horse - Chinese Terracotta Horse.
 Fish - New Ireland Carving of a Spirit Fish.
 Casket - Mummies Exhibit.

B (basket) 	I (dog) 	N (watermelon) 	G (brandy still) 	O (train) 
B (casket) 	I (cannon) 	N (camera) 	G (horse) 	O (saint) 
B (star textile) 	I (earrings) 	N (parasol) 	G (fish) 	O (coffin) 
B (blanket) 	I (mask) 	N (kettle) 	G (spoon) 	O (shield) 
B (necklace) 	I (wooden chair) 	N (trunk) 	G (Taíno) 	O (counterweight) 

Bingo card 1

B	I	N	G	O
				
		FREE		
				
				
				FREE

Bingo card 2

B	I	N	G	O
				
				
		<p>FREE</p>		
				
	<p>FREE</p>			

Bingo card 3

B	I	N	G	O
				FREE
				
	FREE			
				
				

Bingo Card 4

B	I	N	G	O
		FREE		
				
				
			FREE	
				

Bingo card 5

B	I	N	G	O
				
			FREE	
FREE				
				
				

State and National Standards

I Spy Bowers Museum Edition

Visual and Performing Arts

VA.K.1.1

Recognize and describe simple patterns found in the environment and works of art.

VA.1.3.1

Recognize and discuss the design of everyday objects from various time periods and cultures.

Museum Labyrinth

State Content Standards:

ETSI.C

Although one design may not perform the best across all tests, identifying the characteristics of the design that performed the best in each test can provide useful information for the redesign process—that is, some of those characteristics may be incorporated into the new design.

Visual and Performing Art Standards.

VA.6.2.4

Create increasingly complex original works of art reflecting personal choices and increased technical skill.

VA.7.1.2

Identify and describe scale (proportion) as applied to two-dimensional and three-dimensional works of art.

Bingo!

State Content Standards:

PE-2.5.3

Acknowledge one's opponent or partner before, during, and after an activity or game and give positive feedback on the opponent's or partner's performance.

Visual and Performing Arts Standards:

VA.1.3.1

Recognize and discuss the design of everyday objects from various time periods and cultures.

For more fun from home, follow us @bowersmuseum